

360146

T – 3 GUARNIZIONI Tenuta Standard – M SMS

Valvola a sfera a TRE vie 3 guarnizioni con foratura sfera a “T”
Organo di comando: Leva inox
Attacco: SMS maschio/maschio/maschio
Passaggio: Totale
Materiale: Aisi 316L (1.4404)
Misure: da DN65 a DN100
Guarnizioni di tenuta: P.T.F.E. Vergine Modificato
Temperatura di esercizio: -20°C+170°C
Finitura esterna: Lucida
A richiesta:
Sistema antistatico ATEX:
II 2G Ex h IIC T4 Gb
II 2D Ex h IIIC T135°C Db
M.O.C.A. CE 1935/2004
• Guarnizioni di tenuta in:
PTFE caricato vetro -20°C+170°C
PTFE caricato carbografite -20°C+180°C
PTFE caricato inox -20°C+200°C
UHMW Polietilene ad alta densità -20°C+80°C

DIMENSIONI E DATI TECNICI

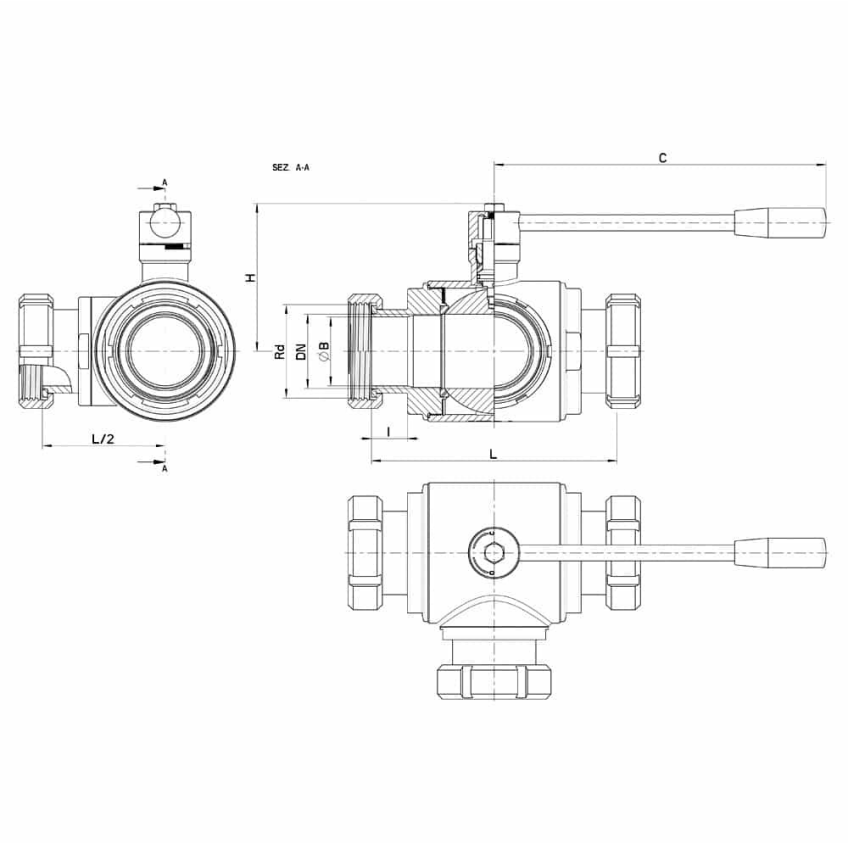

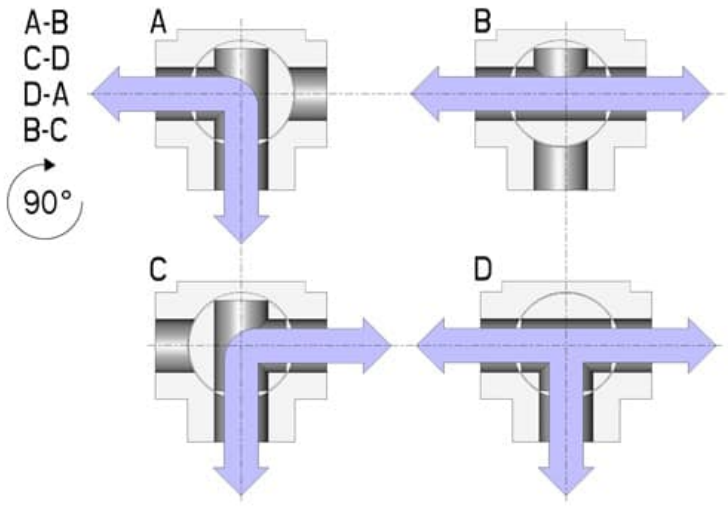

SMS	Ø B	DN	Rd	L	I	C	H	PN	Kg	CODICE AISI 316L
63	60,3	65	85 x 1/6"	214	25	285	130	16	-	360146 64410
76	72	(Reduced) 65	98 x 1/6"	214	25	285	130	16	-	360146 64510
76	72	80	98 x 1/6"	266	30	310	145	16	-	360146 64810
104	96	100	125 x 1/4"	302	31	310	160	10	-	360146 65410
101	96	100	132 x 1/6"	302	31	310	160	10	-	360146 65510

COMPONENTI E MATERIALI

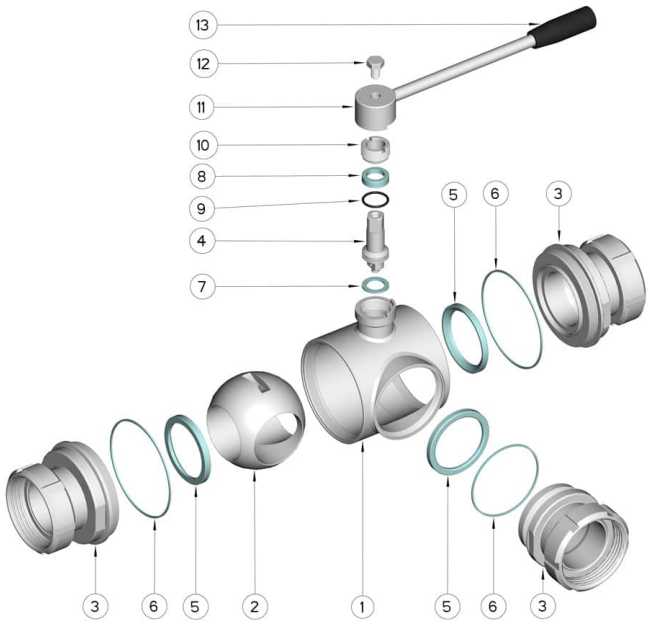

Pos.	Denomination	Pcs	Mat.
1	Corpo	1	AISI 316L
2	Sfera	1	AISI 316L
3	Manicotti	3	AISI 316L
4	Perno	1	AISI 316L
5	Guarnizioni sfera	3	PTFE Vergine Modificato
6	Guarnizioni manicotti	3	PTFE
7	Guarnizione perno	1	PTFE
8	Guarnizione perno	1	PTFE
9	OR di tenuta perno	1	FKM
10	Ghiera di registro	1	AISI 304L (303)
11	Leva	1	AISI 304L
12	Dado	1	AISI 304L
13	Impugnatura	1	Impugnatura

DIAGRAMMI

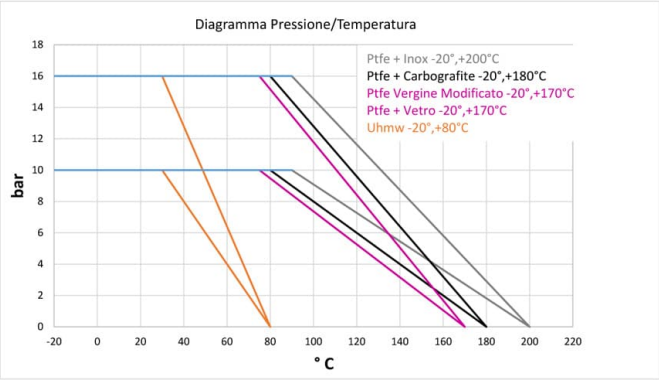
Diagramma Pressione/Temperatura
Ptfe + Inox -20°,+200°C
Ptfe + Carbografite -20°,+180°C
Ptfe Vergine Modificato -20°,+170°C
Ptfe + Vetro -20°,+170°C
Uhmw -20°,+80°C
bar
° C

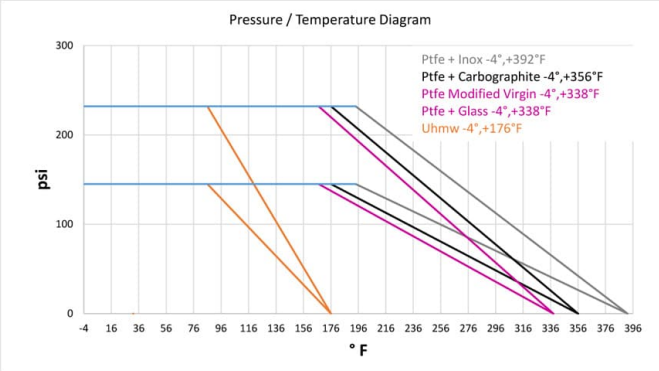
Pressure / Temperature Diagram
Ptfe + Inox -4°,+392°F
Ptfe + Carbographite -4°,+356°F
Ptfe Modified Virgin -4°,+338°F
Ptfe + Glass -4°,+338°F
Uhmw -4°,+176°F
psi
° F