

300127C

T – 4 GUARNIZIONI Tenuta Standard – M DIN 11851 – CAMICIA DI RISCALDAMENTO

Valvola a sfera a TRE vie 4 guarnizioni con foratura sfera a “T” con CAMICIA DI RISCALDAMENTO
Organo di comando: Leva inox
Attacco: DIN 11851 maschio/maschio/maschio
Passaggio: Totale
Materiale: Aisi 304L (1.4307) – Aisi 316L (1.4404)
Misure: da DN10 a DN100
Guarnizioni di tenuta: P.T.F.E. Vergine Modificato
Temperatura di esercizio: -20°C+170°C
Finitura esterna: Lucida
A richiesta:
Sistema antistatico ATEX:
II 2G Ex h IIC T4 Gb
II 2D Ex h IIIC T135°C Db
M.O.C.A. CE 1935/2004
• Guarnizioni di tenuta in:
PTFE caricato vetro -20°C+170°C
PTFE caricato carbografite -20°C+180°C
PTFE caricato inox -20°C+200°C
UHMW Polietilene ad alta densità -20°C+80°C

DIMENSIONI E DATI TECNICI

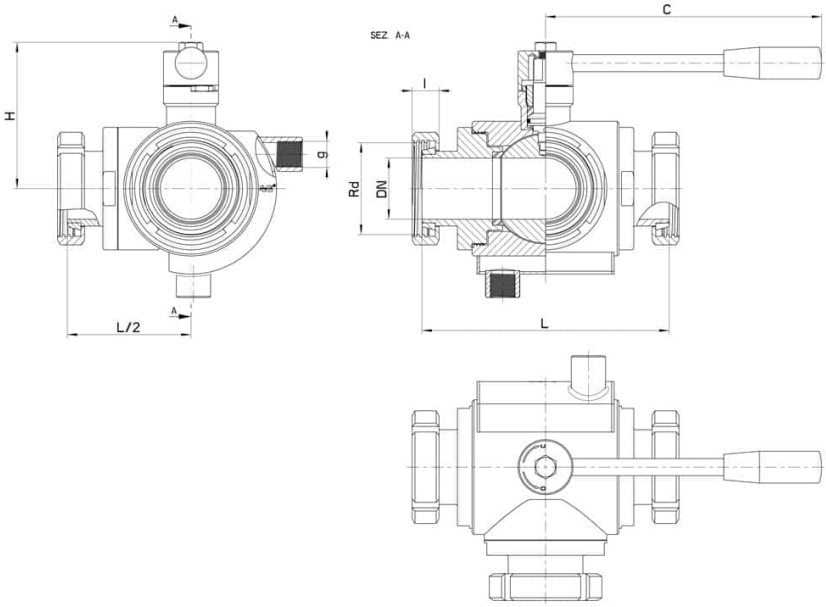

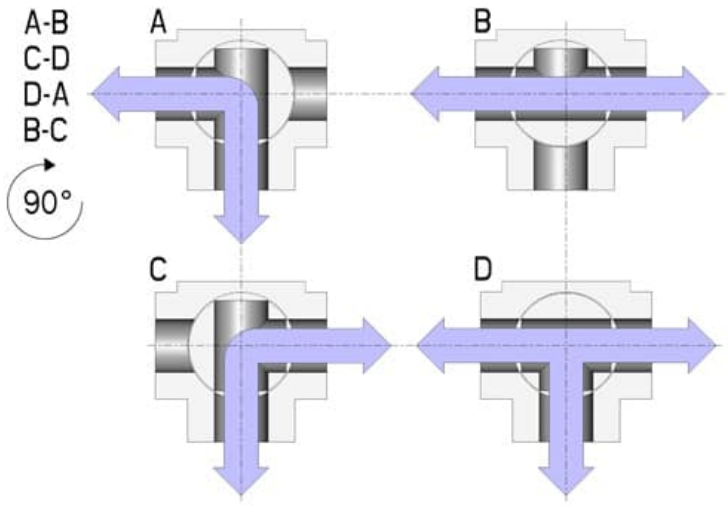

DN	Rd	L	I	C	H	g	PN	Kg	CODICE AISI 304L	CODICE AISI 316L
10	28 x 1/8"	116	18	110	60	3/8"	100	1,65	-	300127C60810
15	34 x 1/8"	126	18	110	65	3/8"	100	1,88	-	300127C61410
20	44 x 1/6"	144	20	160	70	3/8"	100	2,83	-	300127C62010
25	52 x 1/6"	158	21	160	76	3/8"	64	3,83	-	300127C62610
32	58 x 1/6"	174	21	190	102	1/2"	64	6,21	-	300127C63010
40	65 x 1/6"	190	21	190	110	1/2"	64	8,83	-	300127C63410
50	78 x 1/6"	202	22	225	116	1/2"	40	10,78	-	300127C63810
65	95 x 1/6"	214	25	290	125	1/2"	40	13,43	-	300127C64410
80	110 x 1/4"	266	29	325	140	1/2"	40	25,47	300127C44810	300127C64810
100	130 x 1/4"	302	31	325	155	1/2"	16	40,27	300127C45410	300127C65410

COMPONENTI E MATERIALI

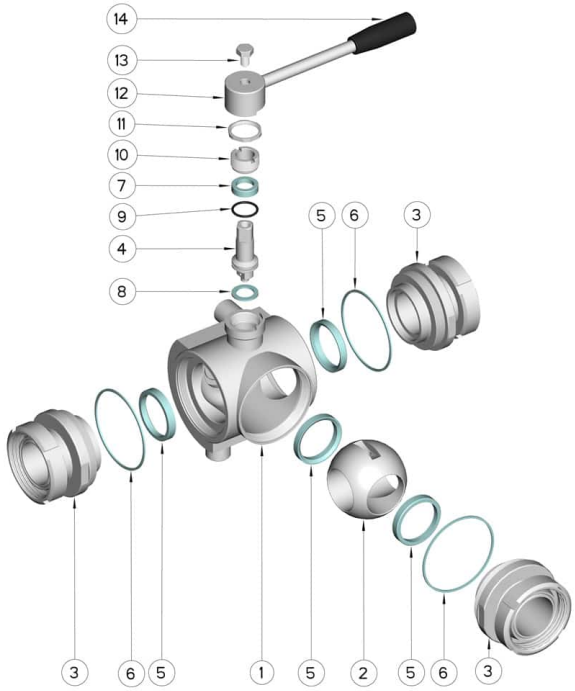

Pos.	Denominazione	P.zi	Mat.
1	Corpo	1	AISI 304L - 316L
2	Sfera	1	AISI 304L - 316L
3	Manicotti	3	AISI 304L - 316L
4	Perno	1	AISI 304L - 316L
5	Guarnizioni sfera	4	PTFE Vergine Modificato
6	Guarnizioni manicotti	3	PTFE
7	Guarnizione perno	1	PTFE
8	Guarnizione perno	1	PTFE
9	OR di tenuta perno	1	FKM
10	Ghiera di registro	1	AISI 304L (303)
11	Dado	1	AISI 304L
12	Leva	1	AISI 304L
13	Vite	1	AISI 304L
14	Impugnatura	1	DUROPLAST (PF)

DIAGRAMMI

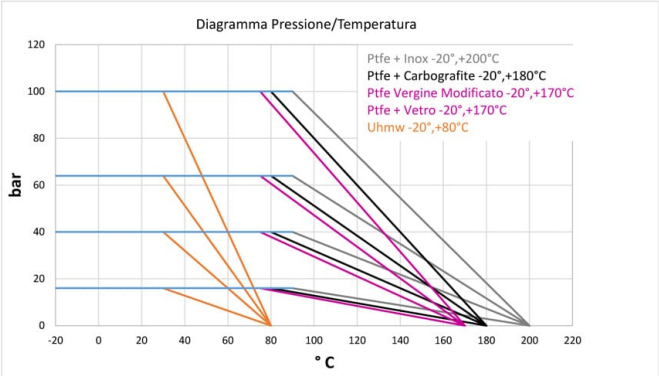
Diagramma Pressione/Temperatura
Ptfe + Inox -20°,+200°C
Ptfe + Carbografite -20°,+180°C
Ptfe Vergine Modificato -20°,+170°C
Ptfe + Vetro -20°,+170°C
Uhmw -20°,+80°C
bar
120
100
80
60
40
20
0
-20 0 20 40 60 80 100 120 140 160 180 200 220
° C

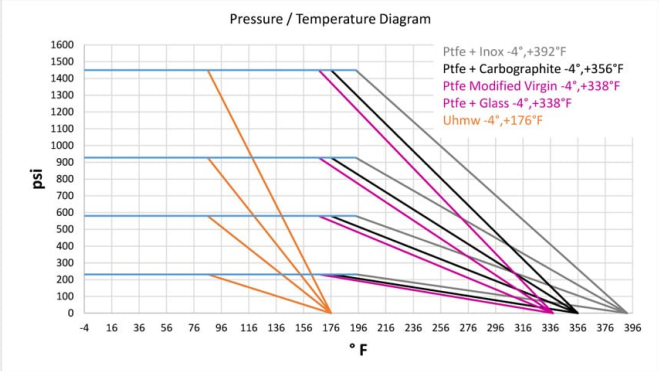
Pressure / Temperature Diagram
Ptfe + Inox -4°,+392°F
Ptfe + Carbographite -4°,+356°F
Ptfe Modified Virgin -4°,+338°F
Ptfe + Glass -4°,+338°F
Uhmw -4°,+176°F
psi
1600
1500
1400
1300
1200
1100
1000
900
800
700
600
500
400
300
200
100
0
-4 16 36 56 76 96 116 136 156 176 196 216 236 256 276 296 316 336 356 376 396
° F