

# 313030C

## L PARA TUBO ISO – CAMISA CALEFACTORA

Válvula de bola de TRES vías 4 sellos con orificio de bola en “L” con CAMISA CALEFACTORA
Organo de mando: Brida para Actuador ISO 5211 – DIN 3337
Conexión: **CLAMP regulación DIN 32676 TAB.3 REIHE B Para TUBO de acuerdo con regulación ISO 1127**
Paso: Total y reducido
Material: Aisi 316L (1.4404)
Tamaños: de DN10 a DN100
Sellos de junta: P.T.F.E. Virgen Modificado
Temperatura de funcionamiento: -20°C+170°C
Acabado externo: Brillante
A pedido:
Sistema antiestático ATEX:
II 2G Ex h IIC T4 Gb
II 2D Ex h IIIC T135°C Db
M.O.C.A. CE 1935/2004
• Sellos de junta en:
PTFE cargado vidrio -20°C+170°C
PTFE cargado carbografito -20°C+180°C
PTFE cargado inox -20°C+200°C
UHMW Polietileno alta densidad -20°C+80°C

## DIMENSIONES Y DATOS TÉCNICOS

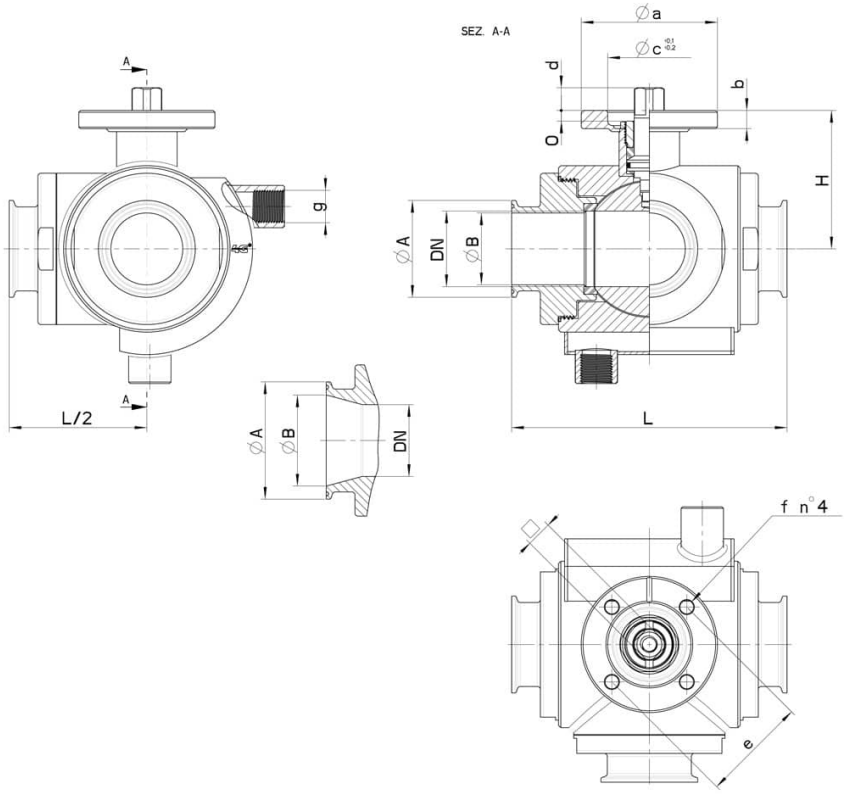

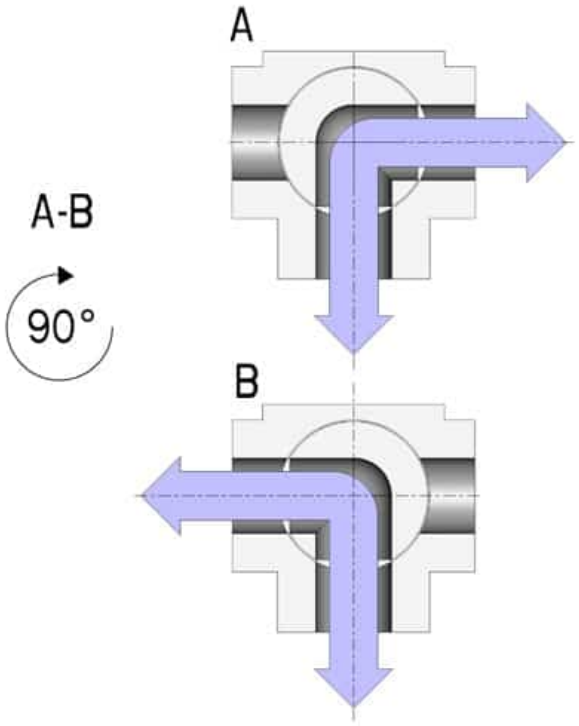


| CLAMP REIHE B OD | DN | L | Ø A | Ø B | H | g | PN | Kg | ISO-DIN | Ø a | b | Ø c x o | □ | d | e | f | n° 4 tornillos | Nm | CÓDIGO AISI 316 |
|---|---|---|---|---|---|---|---|---|---|---|---|---|---|---|---|---|---|---|---|
| 13,5 | 10 | 108 | 25 | 10,3 | 46,5 | 3/8" | 100 | - | F.03 | 45 | 7 | 25x3 | 9 | 8 | 36 | 6 | M5x16 | 10 | 313030C61110 |
| 13,5 | 10 | 108 | 25 | 10,3 | 46,5 | 3/8" | 100 | - | F.04 | 55 | 7 | 30x3 | 11 | 10 | 42 | 6 | M5x16 | 10 | 313030C6111F |
| 17,2 | 15 | 118 | 25 | 14 | 49 | 3/8" | 100 | - | F.03 | 45 | 7 | 25x3 | 9 | 8 | 36 | 6 | M5x16 | 12 | 313030C61710 |
| 17,2 | 15 | 118 | 25 | 14 | 49 | 3/8" | 100 | - | F.04 | 55 | 7 | 30x3 | 11 | 10 | 42 | 6 | M5x16 | 12 | 313030C6171F |
| 21,3 | 20 | 130 | 50,5 | 18,1 | 56,5 | 3/8" | 100 | - | F.04 | 55 | 9 | 30x3 | 11 | 10 | 42 | 6 | M5x16 | 23 | 313030C62310 |
| 21,3 | 20 | 130 | 50,5 | 18,1 | 56,5 | 3/8" | 100 | - | F.05 | 65 | 9 | 35x3 | 14 | 13 | 50 | 7 | M6x16 | 23 | 313030C6231F |
| 26,9 | 25 | 140 | 50,5 | 23,7 | 61 | 3/8" | 64 | - | F.04 | 55 | 9 | 30x3 | 11 | 10 | 42 | 6 | M5x16 | 25 | 313030C62510 |
| 26,9 | 25 | 140 | 50,5 | 23,7 | 61 | 3/8" | 64 | 3,53 | F.05 | 65 | 9 | 35x3 | 14 | 13 | 50 | 7 | M6x16 | 25 | 313030C6251F |
| 33,7 | 32 | 156 | 50,5 | 29,7 | 81,5 | 1/2" | 64 | - | F.05 | 65 | 12 | 35x4 | 14 | 13 | 50 | 7 | M6x20 | 33 | 313030C63110 |
| 33,7 | 32 | 156 | 50,5 | 29,7 | 81,5 | 1/2" | 64 | - | F.07 | 90 | 12 | 55x4 | 17 | 15 | 70 | 9 | M8x20 | 33 | 313030C6311F |
| 42,4 | 40 | 172 | 64 | 38,4 | 89 | 1/2" | 64 | - | F.05 | 65 | 12 | 35x4 | 14 | 13 | 50 | 7 | M6x20 | 40 | 313030C63310 |
| 42,4 | 40 | 172 | 64 | 38,4 | 89 | 1/2" | 64 | - | F.07 | 90 | 12 | 55x4 | 17 | 15 | 70 | 9 | M8x20 | 40 | 313030C6331F |
| 48,3 | 40 | 172 | 64 | 44,3 | 89 | 1/2" | 64 | - | F.05 | 65 | 12 | 35x4 | 14 | 13 | 50 | 7 | M6x20 | 40 | 313030C63710 |
| 48,3 | 40 | 172 | 64 | 44,3 | 89 | 1/2" | 64 | - | F.07 | 90 | 12 | 55x4 | 17 | 15 | 70 | 9 | M8x20 | 40 | 313030C6371F |
| 60,3 | 50 | 182 | 77,5 | 56,3 | 91,5 | 1/2" | 40 | - | F.07 | 90 | 12 | 55x4 | 17 | 15 | 70 | 9 | M8x20 | 50 | 313030C64110 |
| 60,3 | 50 | 182 | 77,5 | 56,3 | 91,5 | 1/2" | 40 | - | F.10 | 120 | 12 | 70x4 | 22 | 18 | 102 | 11 | M10x25 | 50 | 313030C6411F |
| 76,1 | 65 | 196 | 91 | 72,1 | 101,5 | 1/2" | 40 | - | F.07 | 90 | 12 | 55x4 | 17 | 15 | 70 | 9 | M8x20 | 60 | 313030C64710 |
| 76,1 | 65 | 196 | 91 | 72,1 | 101,5 | 1/2" | 40 | - | F.10 | 120 | 12 | 70x4 | 22 | 18 | 102 | 11 | M10x25 | 60 | 313030C6471F |
| 88,9 | 80 | 256 | 106 | 84,3 | 116 | 1/2" | 40 | - | F.07 | 90 | 12 | 55x4 | 17 | 15 | 70 | 9 | M8x20 | 110 | 313030C65110 |
| 88,9 | 80 | 256 | 106 | 84,3 | 116 | 1/2" | 40 | - | F.10 | 120 | 12 | 70x4 | 22 | 18 | 102 | 11 | M10x25 | 110 | 313030C6511F |
| 114,3 | 100 | 286 | 130 | 109,7 | 131 | 1/2" | 16 | - | F.07 | 90 | 12 | 55x4 | 17 | 15 | 70 | 9 | M8x20 | 130 | 313030C65310 |
| 114,3 | 100 | 286 | 130 | 109,7 | 131 | 1/2" | 16 | - | F.10 | 120 | 12 | 70x4 | 22 | 18 | 102 | 11 | M10x25 | 130 | 313030C6531F |

## COMPONENTES Y MATERIALES

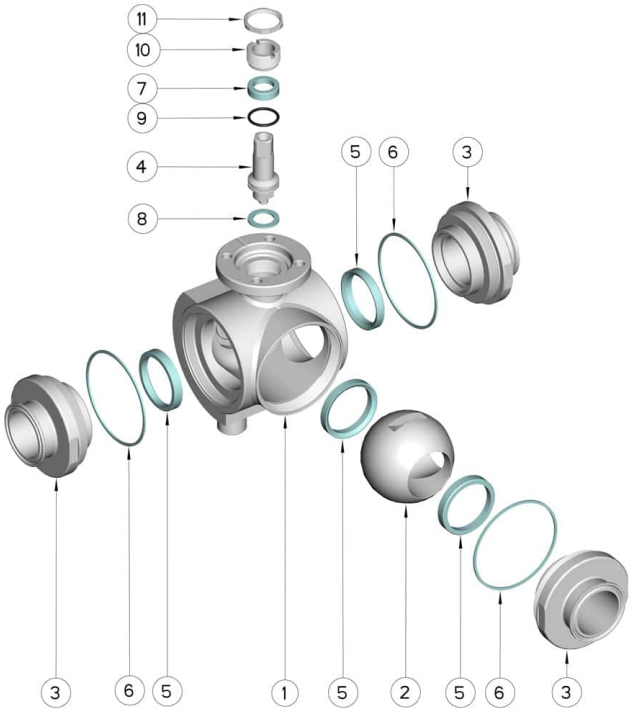


| POSICIÓN | DENOMINACIÓN | PIEZAS | MATERIAL |
|---|---|---|---|
| 1 | Cuerpo | 1 | AISI 316L |
| 2 | Bola | 1 | AISI 316L |
| 3 | Mangas | 3 | AISI 316L |
| 4 | Alfiler | 1 | AISI 316L |
| 5 | Sello bola | 4 | PTFE virgen modificado |
| 6 | Sello mangas | 3 | PTFE |
| 7 | Sello alfiler | 1 | PTFE |
| 8 | Sello alfiler | 1 | PTFE |
| 9 | OR de junta alfier | 1 | FKM |
| 10 | Anillo de registro | 1 | AISI 304L (303) |
| 11 | Contratuerca | 1 | AISI 303 |

## DIAGRAMAS

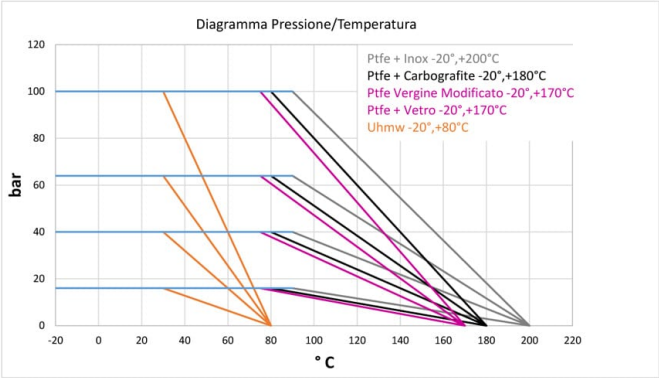
Diagramma Pressione/Temperatura
Ptfe + Inox -20°,+200°C
Ptfe + Carbografite -20°,+180°C
Ptfe Vergine Modificato -20°,+170°C
Ptfe + Vetro -20°,+170°C
Uhmw -20°,+80°C
bar
120
100
80
60
40
20
0
-20 0 20 40 60 80 100 120 140 160 180 200 220
° C

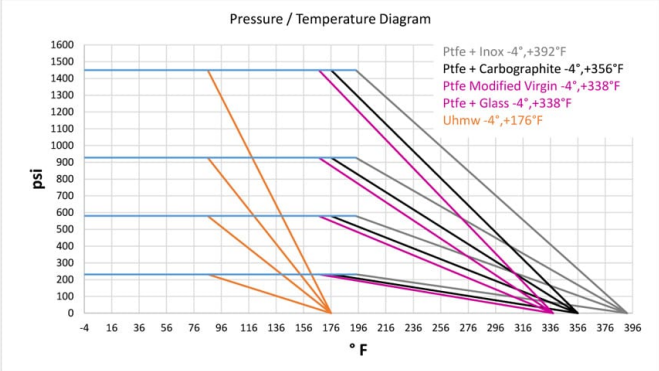
Pressure / Temperature Diagram
Ptfe + Inox -4°,+392°F
Ptfe + Carbographite -4°,+356°F
Ptfe Modified Virgin -4°,+338°F
Ptfe + Glass -4°,+338°F
Uhmw -4°,+176°F
psi
1600
1500
1400
1300
1200
1100
1000
900
800
700
600
500
400
300
200
100
0
-4 16 36 56 76 96 116 136 156 176 196 216 236 256 276 296 316 336 356 376 396
° F